

# succbone control panel

## Notes:

- All devices shall be labelled with their device tag
- Cables shall be labelled with their tag on both ends
- Wires shall be labelled with the appropriate terminal number

## Color codes (similar to IEC 60757):

WH	white
BK	black
BU	blue
BN	brown
GY	grey
RD	red
VT	violet
PK	pink
OG	orange
TP	transparent (non-standard)
BG	beige (non-standard)
GNYE	green/yellow

suffix "/WH" marks white stripe

## Wire Colors

## Description

BN (brown)/BK (black)	100V AC line
LBU (light blue)	100V AC neutral
GNYE (green/yellow)	protective earth
DBU (dark blue)	24V DC contols
DBU/WH (dark blue/white)	0V DC potential
WH (white)	other ELV potentials (possibly sourced externally)

Autor: rahix

Titel: succbone control panel

Größe: A4

Blatt: 1/10

Funktion:

Ort:

Title

This work is licensed under CC-BY-SA-4.0

Datum: 2024-09-23

Rev: as built

1	2	3	4	5	6	7	8	9	10
---	---	---	---	---	---	---	---	---	----

<i>Position</i>	<i>Title</i>	<i>Location (+)</i>
1	Title	
2	Table of Contents	
3	Changes	
4	Changes	
5	Network Topology	
6	Power Supply	
7	BeagleBone	
8	Relay Board	
9	Pump Control Contactors	
10	Device List	

	Autor: rahix	Titel: succbone control panel	Größe: A4	Blatt: 2/10
	Table of Contents		Funktion:	Ort:
			This work is licensed under CC-BY-SA-4.0	
			Datum: 2024-09-23	Rev: as built

# Changes

Date	Pages	Author	Description

	Autor:	Titel: succbone control panel	Größe: A4	Blatt: 3/10
	Changes		Funktion:	Ort:
			This work is licensed under CC-BY-SA-4.0	
			Datum: 2024-09-23	Rev: as built

# Changes

Date	Pages	Author	Description

Autor: rahix

Titel: succbone control panel

Größe: A4

Blatt: 4/10

Funktion:

Ort:

Changes

This work is licensed under CC-BY-SA-4.0

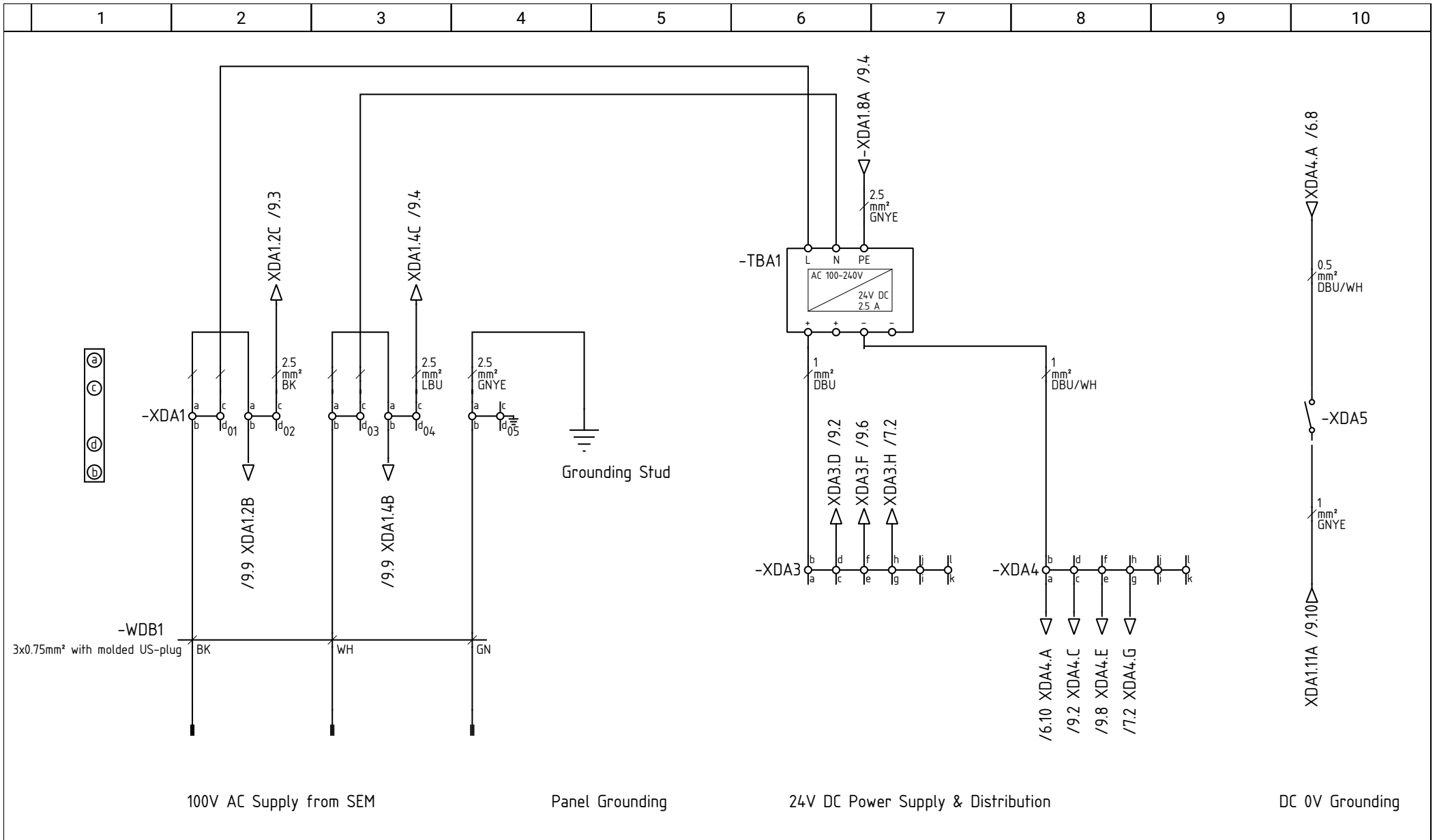
Datum: 2024-09-23

Rev: as built

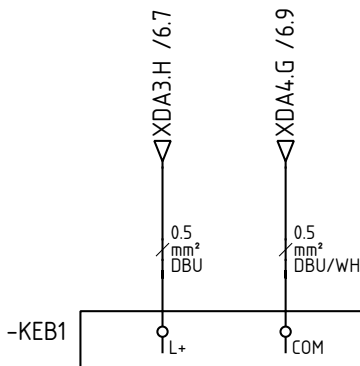
1	2	3	4	5	6	7	8	9	10
---	---	---	---	---	---	---	---	---	----



	Autor: rahix	Titel: succbone control panel	Größe: A4	Blatt: 5/10
	Network Topology		Funktion:	Ort:
			This work is licensed under CC-BY-SA-4.0	
			Datum: 2024-09-23	Rev: as built


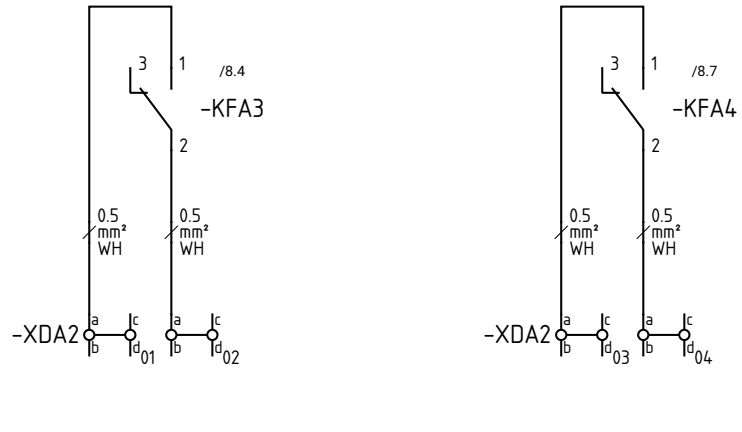
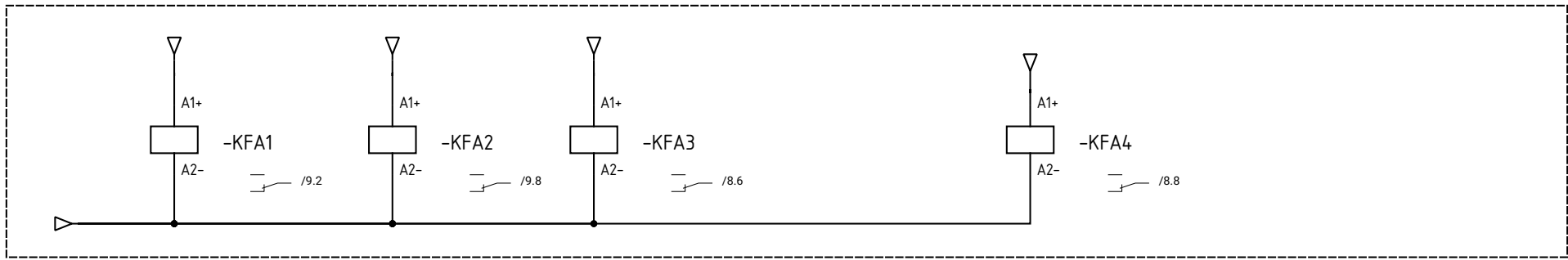


Autor: rahix		Titel: succbone control panel		Größe: A4	Blatt: 6/10				
Power Supply				Funktion:		Ort:			
				This work is licensed under CC-BY-SA-4.0					
				Datum: 2024-09-23				Rev: as built	



BeagleBone Enhanced & Custom PCB for PSU and external Interfaces

Autor: rahix	Titel: succbone control panel	Größe: A4	Blatt: 7/10
BeagleBone		Funktion:	Ort:
		This work is licensed under CC-BY-SA-4.0	
		Datum: 2024-09-23	Rev: as built



Roughing Pump

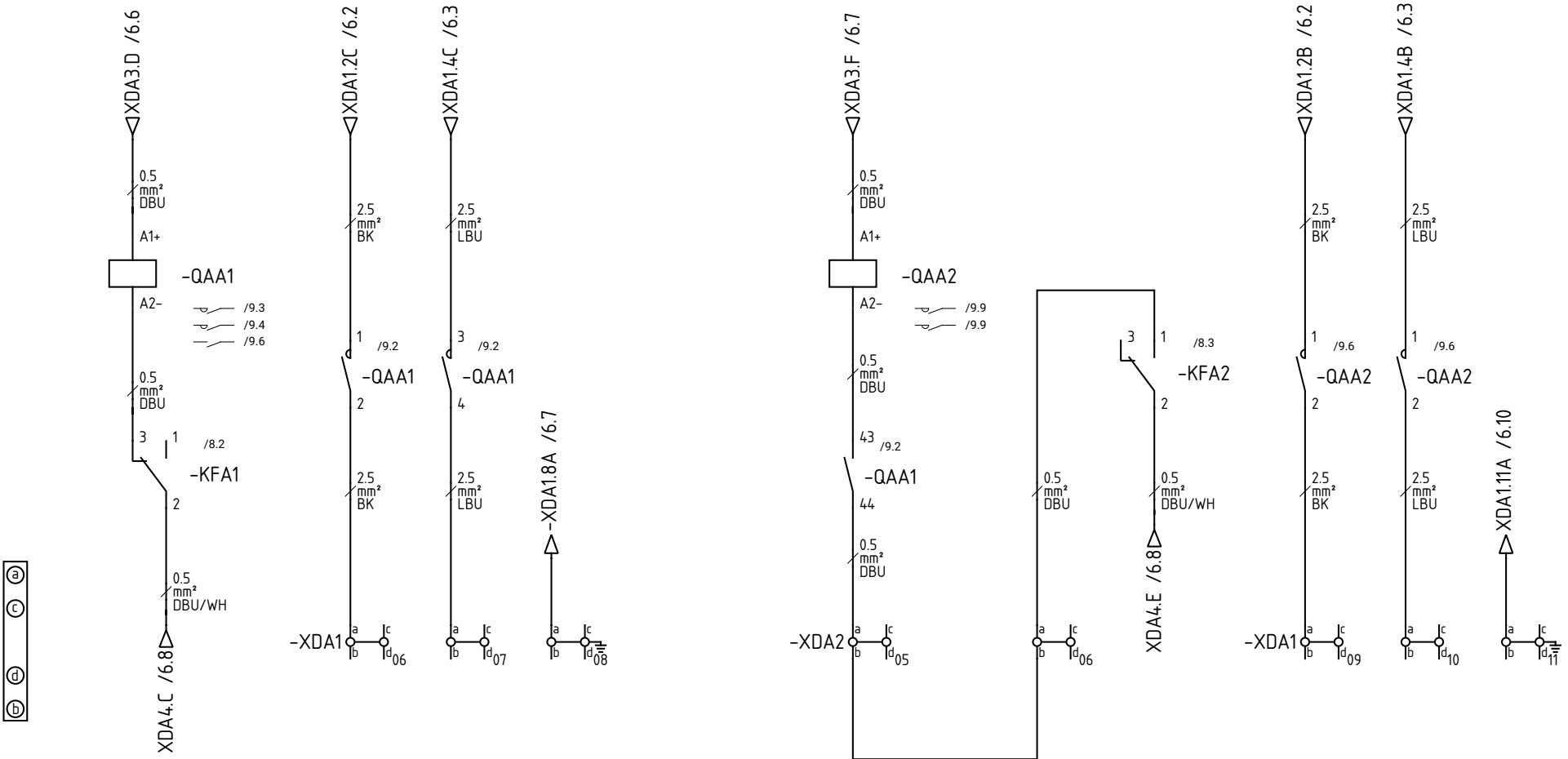
Diffusion Pump

Button Pumpdown

Button Vent

Autor: rahix	Titel: succbone control panel	Größe: A4	Blatt: 8/10
<b>Relay Board</b>		Funktion:	Ort:
		This work is licensed under CC-BY-SA-4.0	
		Datum: 2024-09-23	Rev: as built





Terminals for Cooling Fault Interlock

Roughing Pump

Diffusion Pump

Autor: rahix	Titel: succbone control panel	Größe: A4	Blatt: 9/10
<h2 style="margin:0;">Pump Control Contactors</h2>		Funktion:	
		Ort:	
		This work is licensed under CC-BY-SA-4.0	
		Datum: 2024-09-23	Rev: as built

Label	Location (+)	Textual description	Manufacturer	Article number	Folio number
-KFA1		1 of 4 relays on relay board			8
-KFA2		1 of 4 relays on relay board			8
-KFA3		1 of 4 relays on relay board			8
-KFA4		1 of 4 relays on relay board			8
-QAA1		Contactora S00	Siemens	3ZX1012-0RH11-1AA1	9
-QAA2		Contactora S00	Siemens	3ZX1012-0RH11-1AA1	9
-TBA1		24V DC Power Supply 2.5A	Phoenix Contact	QUINT-PS-100-240VAC / 24DC / 2.5	6
-WDB1		3x0.75mm² with molded US-plug			6
-XDA1.01		4-conductor through terminal block; 2.5 mm²	WAGO	280-646	6
-XDA1.02		4-conductor through terminal block; 2.5 mm²	WAGO	280-646	6
-XDA1.03		4-conductor through terminal block; 2.5 mm²	WAGO	280-646	6
-XDA1.04		4-conductor through terminal block; 2.5 mm²	WAGO	280-646	6
-XDA1.05		3-conductor ground terminal block; 2.5 mm²	WAGO	280-637	6
-XDA1.06		4-conductor through terminal block; 2.5 mm²	WAGO	280-646	9
-XDA1.07		4-conductor through terminal block; 2.5 mm²	WAGO	280-646	9
-XDA1.08		3-conductor ground terminal block; 2.5 mm²	WAGO	280-637	9
-XDA1.09		4-conductor through terminal block; 2.5 mm²	WAGO	280-646	9
-XDA1.10		4-conductor through terminal block; 2.5 mm²	WAGO	280-646	9
-XDA1.11		3-conductor ground terminal block; 2.5 mm²	WAGO	280-637	9
-XDA2.01		4-conductor through terminal block; 2.5 mm²	WAGO	280-646	8
-XDA2.02		4-conductor through terminal block; 2.5 mm²	WAGO	280-646	8
-XDA2.03		4-conductor through terminal block; 2.5 mm²	WAGO	280-646	8
-XDA2.04		4-conductor through terminal block; 2.5 mm²	WAGO	280-646	8
-XDA2.05		4-conductor through terminal block; 2.5 mm²	WAGO	280-646	9
-XDA2.06		4-conductor through terminal block; 2.5 mm²	WAGO	280-646	9
-XDA3		PTFIX Distribution Block 12X1,5	Phoenix Contact	PTFIX 12X1,5 GY	6
-XDA4		PTFIX Distribution Block 12X1,5	Phoenix Contact	PTFIX 12X1,5 GY	6
-XDA5		Disconnect terminal block			6

<b>Device List</b>	Autor: Harald Seiler		Titel: succbone control panel		Größe: A4	Blatt: 10/10
					Funktion:	Ort:
	This work is licensed under CC-BY-SA-4.0					
					Datum: 2024-09-23	Rev: as built